













County (county)

File: H_housing_final_label

Overview

Type: Discrete Valid cases: 4969
Format: numeric Invalid: 0
Width: 2
Decimals: 0
Range: 1-12

CATEGORIES

Value	Category	Cases
1	619	 12.5%
2	758	 15.3%
3	961	 19.3%
4	625	 12.6%
5	481	 9.7%
6	384	 7.7%
7	380	 7.6%
8	210	 4.2%
9	186	 3.7%
10	127	 2.6%
11	214	 4.3%
12	24	 0.5%

Warning: these figures indicate the number of cases found in the data file. They cannot be interpreted as summary statistics of the population of interest.