

















Boma (boma)

File: H_housing_final_label

Overview

Type: Discrete Valid cases: 4969
Format: numeric Invalid: 0
Width: 2
Decimals: 0
Range: 1-18

CATEGORIES

Value	Category	Cases
1	1210	 24.4%
2	1158	 23.3%
3	834	 16.8%
4	474	 9.5%
5	363	 7.3%
6	173	 3.5%
7	256	 5.2%
8	174	 3.5%
9	84	 1.7%
10	83	 1.7%
11	33	 0.7%
12	33	 0.7%
13	36	 0.7%
14	23	 0.5%
16	12	 0.2%
18	23	 0.5%

Warning: these figures indicate the number of cases found in the data file. They cannot be interpreted as summary statistics of the population of interest.